沛倫股份有限公司
Compact Technology Corp.

SB1045L

Excellent Schottky Rectifier	REVERSE VOLTAGE - 45 Volts FORWARD CURRENT - 10.0 Amperes

FEATURES

- Low power loss, high efficiency
- Low forward voltage drop
- High forward surge capability
- High frequency operation
- Excellent high temperature stability
- Excellent Schottky technology

MECHANICAL DATA

- Case: DO-201AD
- Polarity: Cathode Band
- Weight: Approximated 1.071 grams

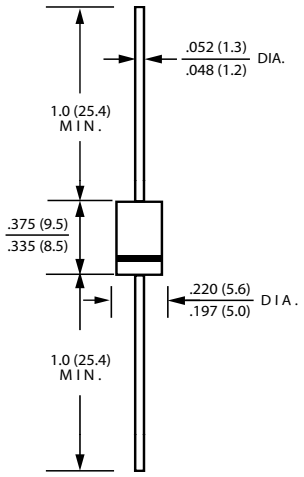

DO-201AD

Dimensions in inches and (millimeters)

MAXIMUM RATINGS AND ELECTRICAL CHARACTERISTICS

Ratings at 25℃ ambient temperature unless otherwise specified.
Single phase, half wave, 60Hz, resistive or inductive load.
For capacitive load, derate current by 20%

Characteristics	Symbol	Value	Unit
Maximum Repetitive Peak Reverse Voltage	V_{RRM}	45	V
RMS Reverse Voltage	V_{RMS}	31.5	V
Maximum Forward Voltage I_F=2A (T$_J$=25℃) I_F=10A (T$_J$=25℃) I_F=10A (T$_J$=125℃)	V_F	 0.35 Typ. 0.56 Max. 0.49 Max.	V
Maximum Reverse Current at Rated V_{RRM} T$_J$=25°C T$_J$=125°C	I_R	 0.5 20	mA
Maximum Average Forward Rectified Current Total device	I_F	10	A
Peak Forward Surge Current, 8.3 ms Single Half Sine-wave Superimposed on Rated Load (JEDEC method)	I_{FSM}	150	A
Typical Thermal Resistance	$R_{\theta JC}$	15	°C/W
Operating and StorageTemperature Range	T_J, T_{STG}	-55 to +150	°C

Rating and Characteristic Curves

FIG. 1-Typical Forward Current Derating Curve

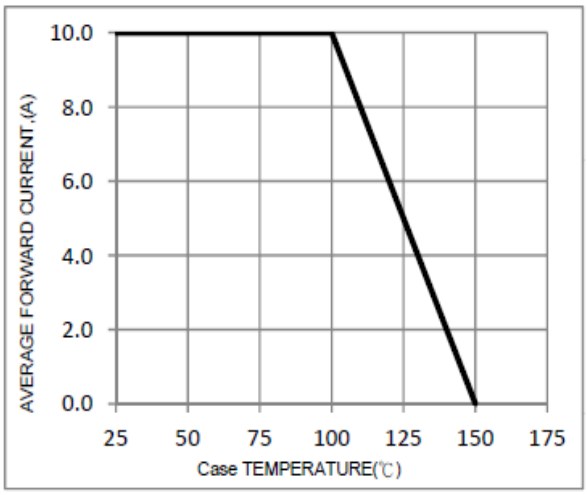

FIG. 2-Typical Forward Characteristics

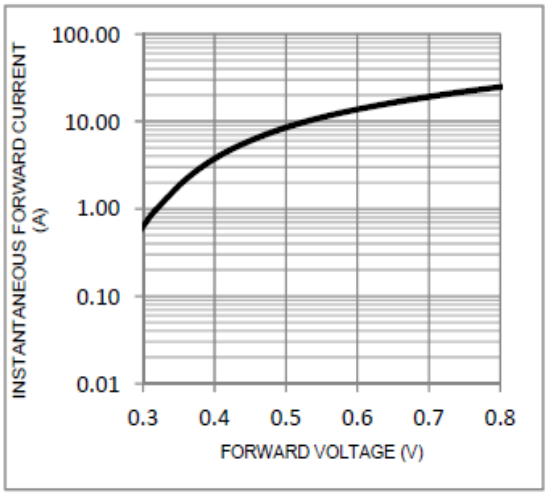

FIG. 3-Maximum Non-Repetitive Forward Surge

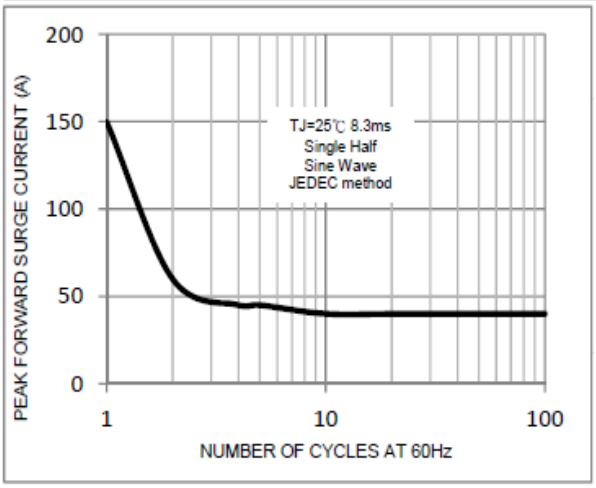
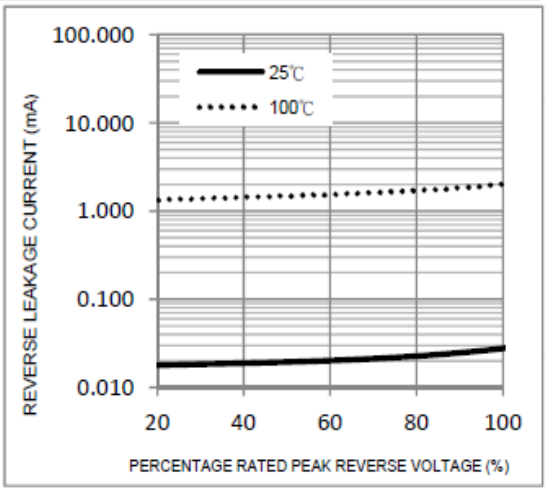
FIG. 4-Typical Reverse Characteristics