沛倫股份有限公司
Compact Technology Corp.

GBU801 thru GBU807

GLASS PASSIVATED BRIDGE RECTIFIERS

REVERSE VOLTAGE **- 50** to **1000** Volts
FORWARD CURRENT **- 8.0** Amperes

FEATURES

- Rating to 1000V PRV
- Ideal for printed circuit board
- Reliable low cost construction utilizing molded plastic technique
- The plastic material has UL flammability classification 94V-0
- In compliance with EU RoHS 2002/95/EC directives

MECHANICAL DATA

- Polarity : As marked on Body
- Weight : 0.134 ounces, 3.8 grams
- Mounting position : Any

GBU & GBU-S

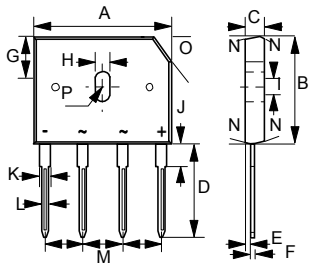

Package	GBU		GBU-S	
DIM.	MIN.	MAX.	MIN.	MAX.
A	21.8	22.3	21.8	22.3
B	18.3	18.8	18.3	18.8
C	3.3	3.56	3.3	3.56
D	17.5	18	8.7	9.3
E	0.76	1	0.76	1
F	0.46	0.56	0.46	0.56
G	7.4	7.9	7.4	7.9
H	3.5	4.1	3.5	4.1
I	1.65	2.16	1.65	2.16
J	2.25	2.75	2.25	2.75
K	1.95	2.35	1.95	2.35
L	1.02	1.27	1.02	1.27
M	4.83	5.33	4.83	5.33
N	7 TYPICAL		7 TYPICAL	
O	3.2 x 45		3.2 x 45	
P	1.9 RADIUS		1.9 RADIUS	

MAXIMUM RATINGS AND ELECTRICAL CHARACTERISTICS

Ratings at 25℃ ambient temperature unless otherwise specified.
Single phase, half wave, 60Hz, resistive or inductive load.
For capacitive load, derate current by 20%

PARAMETER	SYMBOL	GBU 801	GBU 802	GBU 803	GBU 804	GBU 805	GBU 806	GBU 807	UNIT
Maximum recurrent peak reverse voltage	VRRM	50	100	200	400	600	800	1000	V
Maximum RMS bridge input voltage	VRMS	35	70	140	280	420	560	700	V
Maximum DC blocking voltage	VDC	50	100	200	400	600	800	1000	V
Maximum average forward rectified current	I_F	8.0							A
I^2t Rating for fuisng (t< 8.3mS)	I^2t	166							A^2sec
Peak forward surge current, single sine-wave superim posed on rated load (JEDEC method)	I_{FSM}	200							A
Maximum instantaneous Forward Voltage Drop per element at 4.0A	V_F	1.1							V
Maximum DC Reverse Current @TA=25℃ at Rated DC Blocking Voltage @TA=100℃	I_R	5.0 500							uA
Typical Thermal Resistance Per leg	$R_{\theta JA}$ $R_{\theta JC}$	18 3							℃/W
Operating & StorageTemperature Range	T_J&T_{STG}	-55 to +150							℃

FIG.1-FORWARD CURRENT DERATING CURVE

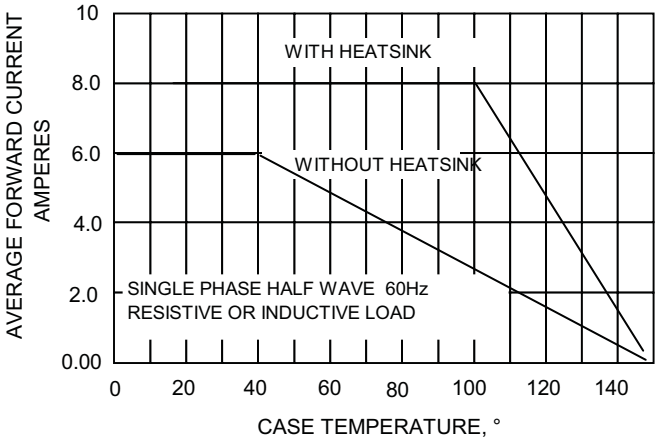

FIG.2-MAXIMUM NON-REPETITIVE SURGE CURRENT

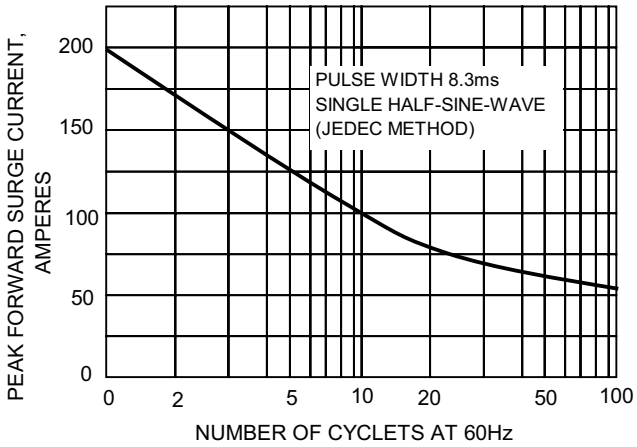

FIG.3-TYPICAL REVERSE CHARACTERISTICS

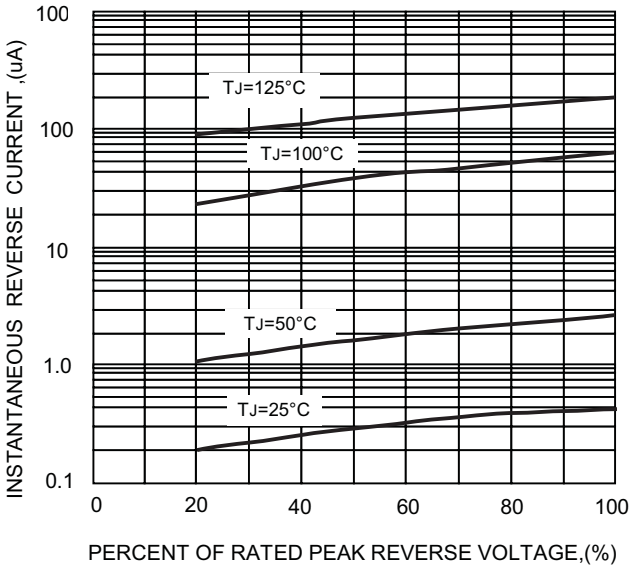
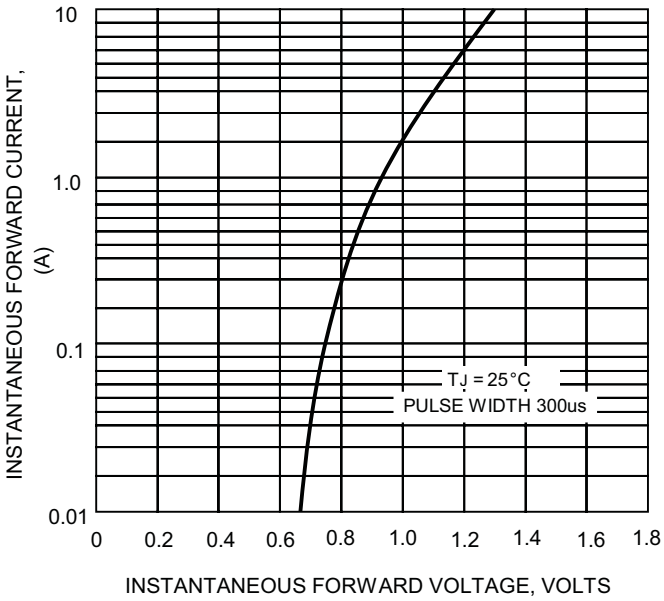
FIG.4-TYPICAL FORWARD CHARACTERISTICS